



U.S. National Library
of Medicine



The National Library of Medicine invites you to

#ColorOurCollections




Interior of apothecary shop, 1537

NLM Image ID: [101449292](#)

Find these images and thousands more in Images from the History
of Medicine available through NLM's Digital Collections.

collections.nlm.nih.gov

Tabule




A chart used for urine analysis, 1506

Septima etas mūdi
Imago mortis

CCLXIII



Morte nihil melius. vita nil peius iniqua
O p̄ma mors boīm. reſces eterna laborū
Tu ſeuile iugum domino volente relaxas
Vinctorūq; graues adimis ceruice catenas
Exiliumq; leuas. ⁊ carceris hoſtia frangis
Eripis indignis. iuſti bona p̄tibus equans
Atq; immota manes. nulla exorabilis arte
A primo preſixa die. tu cuncta quieto
Ferre iubes animo. promiſſo ſine laborum
Te ſine ſupplicium. vita eſt carcer perennis



Va. Health Bulletin.

Careful inspection at school prevents epidemics of diphtheria, measles, etc.

Careful inspection at school prevents epidemics of diphtheria, measles, etc., 1913

NLM Image ID: [101436776](#)



HOOD'S SARSAPARILLA


Purifies the blood, creates an appetite, makes the weak strong, and builds up the system.

Prepared only by
C. I. HOOD & CO., APOTHECARIES, LOWELL, MASS.

(OVER.)

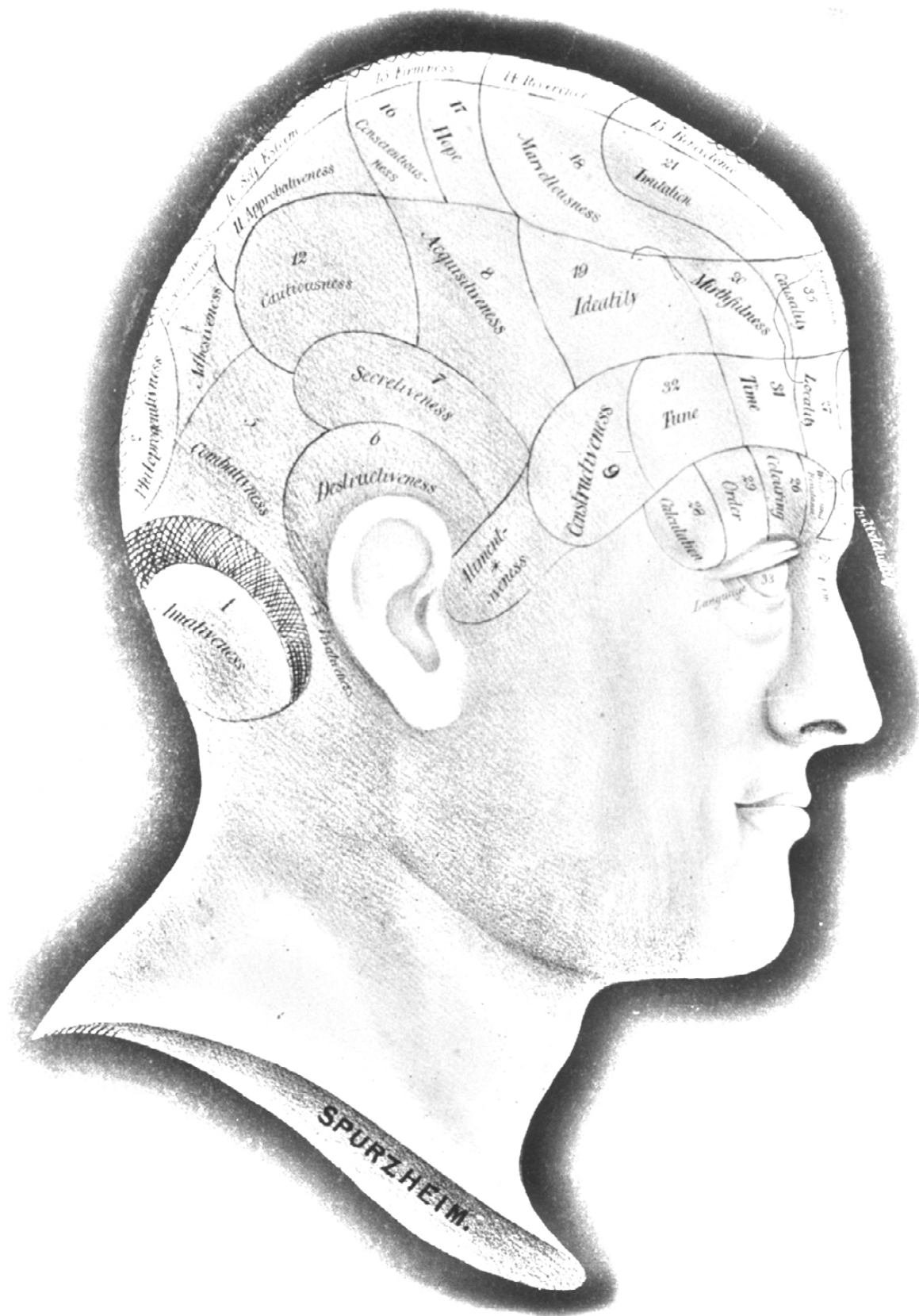
Hood's Sarsaparilla, 19th century

NLM Image ID: [10144425](#)




Lesson in anatomy, 1493

NLM Image ID: [101436436](https://n.nlm.nih.gov/101436436)



Phrenology, 1835

NLM Image ID: [101393881](https://nlm.nih.gov/101393881)



Nurses Are Needed Now!



FOR SERVICE IN THE


ARMY NURSE CORPS

**IF YOU ARE A REGISTERED NURSE AND NOT YET 45 YEARS OF AGE
APPLY TO THE SURGEON GENERAL, UNITED STATES ARMY,
WASHINGTON 25, D. C., OR TO ANY RED CROSS PROCUREMENT OFFICE**


P-73-RPB-3-4-44-80M

Nurses are needed now!, 1944

NLM Image ID: [101579732](https://www.nlm.nih.gov/101579732)




Projection of light through a telescopic lense, 1685



clark

the summer blood donor is a rare bird ~
be distinguished

The summer blood donor is a rare bird-- be distinguished, 1981



The Vine.

Eliz. Blackwell delin. sculp. et Pinx.


- 1. Flower
- 2. Fruit
- 3. Fruit open.
- 4. Stone.

Vitis, Vinifera.

The vine = *Vitis, vinifera*, 1737

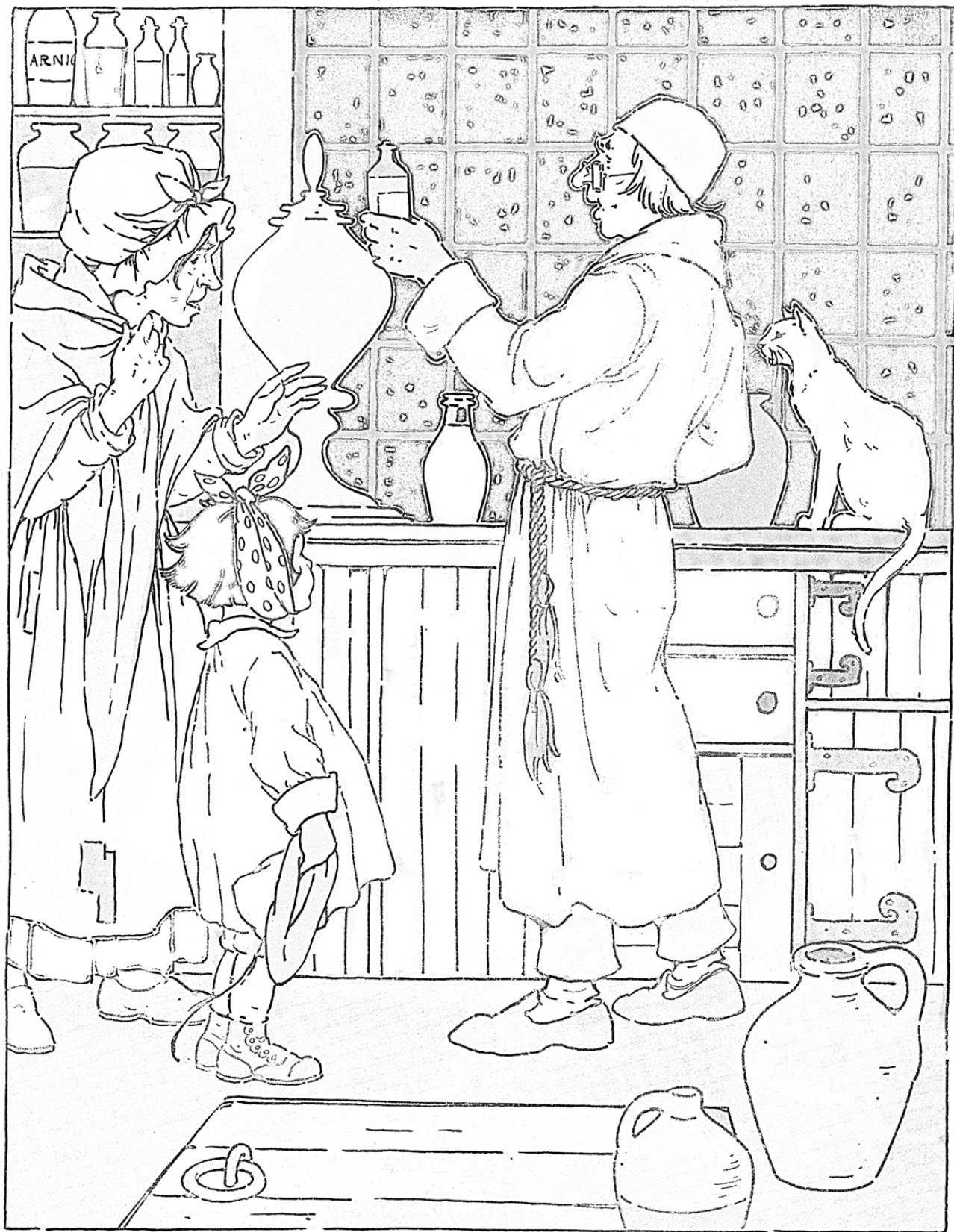
NLM Image ID: [101456762](https://n.nlm.nih.gov/record/101456762)

De Auibus
DE VLULA.



De ulula, 1555

NLM Image ID: [101457115](#)



DOCTOR McSWATTLE FILLED UP A BOTTLE

Doctor McSwattle filled up a bottle, ca. 1918

NLM Image ID: [101461511](https://www.nlm.nih.gov/101461511)

THE GRAPHIC

AN ILLUSTRATED WEEKLY NEWSPAPER

The entire contents of this paper, both illustrations and Letterpress, are copyright.

No. 1,813.—VOL. LXX.
Registered as a Newspaper.

SATURDAY, AUGUST 27, 1904

WITH EXTRA SUPPLEMENT
"The War in the Far East"

PRICE SIXPENCE
By Post, 6½d.



DRAWN BY G. P. JACOBS-HOOD, R.I.

Every effort has been made by private endeavour, with the Tsaritsa at the head of the movement, to provide for the Russian sick and wounded. The Red Cross Society, although not really an official institution, acquires a sort of official position from the fact that Her Majesty is president of it. Ambulance trains, field hospitals, and bands of nurses have been despatched to the front to supplement the military medical service.

BACK FROM THE FRONT: INSIDE A RUSSIAN AMBULANCE TRAIN

Back from the front, 1904

NLM Image ID: [101460459](https://nvl.nlm.nih.gov/101460459)

Image List

Cover:

Interior of apothecary shop, 1537

Woodcut of an apothecary shop from *Thesaurus Pauperum*, written by Hieronymus Brunschwig, a surgeon, alchemist, and botanist.

Page 1:

A chart used for urine analysis, 1506

Woodcut of a urine wheel used for diagnosing diseases from *Epiphanie Medicorum*, written by physician Ulrich Pinder. The inner circle shows a physician sitting in a chair holding up a urine flask to make a diagnosis.

Page 2:

Dance of Death, 1493

Woodcut from *Liber Chronicarum* (also known as *Nuremberg Chronicle*), written by physician Hartmann Schedel and illustrated by painter Michael Wolgemut. The translated title reads, “The Seventh Age of the World: The Image of Death.” The translated verse reads,

Nothing is better than Death, nor anything worse than an unfair Life,
O great Death, you are men’s eternal rest from labor,
You relax the yoke for the aged, God willing,
And remove the heavy fetters from the necks of the vanquished,
You lift exile and break open the doors of prison,
You rescue from indignities, assigning good things to the just by lots,
And you remain unmoved, implacable by any technique,
On that day preset from the beginning, all these things you command
the peaceful soul to bear, the end of its labors having been promised,
Without you the life of the suffering is a perennial prison.

Page 3:

Careful inspection at school prevents epidemics of diphtheria, measles, etc., 1913

Illustration from *A Handbook of the People’s Health; A Textbook of Sanitation and Hygiene for the Use of Schools*, written by Walter Moore Coleman and illustrated by Retta Carroll and Alfred Seiler.

Page 4:

Equus, 1491

Woodcut of a horse from *Ortus Sanitatis*, a natural history encyclopedia, published by Jacob Meydenbach.

Page 5:

Hood's Sarsaparilla, 19th century

Advertising card for a patent medicine called Hood's Sarsaparilla, a blood purifier created by Charles Ira Hood, founder of C.I. Hood & Co. in Lowell, Massachusetts. "Patent medicines" were non-prescription drugs that gained popularity in the United States in the late 19th century, and were, in fact, rarely patented. These "medicines" contained unregulated ingredients, usually vegetable and herbal extracts with doses of alcohol, opium, or cocaine, which inevitably led to cases of addiction and death.

Page 6:

Lesson in anatomy, 1493

Woodcut of a man instructing a student dissecting a cadaver from *Anatomia Corporis Humani*, written by anatomist and physician Mondino dei Luzzi.

Page 7:

Phrenology, 1835

Lithograph of the profile of Franz Joseph Gall, founder of phrenology, showing phrenological sections of the human head. Phrenology, now discredited, is the study of skull structure to determine personality traits and mental capacity. Gall identified 27 individual faculties of the head including kindness, sense of satire, murder tendencies, and memory of people.

Page 8:

Nurses are needed now!, 1944

Poster designed by Steele Savage and published by the United States Army Recruiting Publicity Bureau as part of a campaign to recruit nurses during World War II.

Page 9:

Projection of light through a telescopic lense, 1685

Engraving of Johann Zahn's creation of a mechanical eye, the scioptric ball (a ball of wood with a hole made through the center in which a lens or pair of lenses is placed) designed to project the image of the sun in a camera obscura, from *Oculus Artificialis Teledioptricus Sive Telescopium*.

Page 11:

The vine = Vitis, vinifera, 1737

Elizabeth Blackwell's engraving of *vitus vinifera* (grape vine) from *A Curious Herbal*. This herbal, a book of plants describing their appearance, properties, and medicinal uses, contains 500 hand-colored engraved plates.

Page 12:

De ulula, 1555

Woodcut of an owl from *Historia Animalium*, by physician and naturalist Conrad Gesner. *Historia Animalium* is a 5-volume, natural history compendium on animals and is considered to be the first modern zoological work.

Page 13:

Doctor McSwattle filled up a bottle, ca. 1918

Illustration by Blanch Fisher Wright, from *The Peter Patter Book: Rimes for Children*, written by Leroy F. Jackson. The full rhyme reads,

Doctor McSwattle
Filled up a bottle
With vinegar, varnish and rum.
And offered a swallow
To all who would follow
The call of his trumpet and drum.
It's good, I am told,
For a cough and a cold,
It's good for a pain in your thumb.

Page 14:

Back from the front, 1904

Illustration of the inside of a Russian ambulance train (during the Russo-Japanese War) drawn by George Percy Jacomb-Hood. The image appeared on the cover of the August 27, 1904 issue of "The Graphic," a British weekly illustrated newspaper.

Page 18:

Main entrance to the National Library of Medicine, ca. 1965

Photograph of the exterior of the National Library of Medicine taken by Edward A. Hubbard.


About Images from the History of Medicine

[Images from the History of Medicine \(IHM\)](#) provides online access to historical images from the [National Library of Medicine's \(NLM\) History of Medicine Division](#). IHM is available through NLM's [Digital Collections](#), a free online resource of biomedical books and still and moving images.

IHM is a collection of historical portraits, photographs, fine prints, caricatures, posters, and other graphic art that illustrates the social and historical aspects of medicine from the Middle Ages to the present. The collection covers subjects ranging from medieval medical practice to 19th century slum conditions to World War I hospitals to the international fight against drug abuse and AIDS.

The collection includes all of the images from the freely-available book [Hidden Treasure: The National Library of Medicine](#), which showcases the National Library of Medicine and its remarkable historical collections, as well as the images from the book [Images of America: US National Library of Medicine](#), an illustrated history of the Library.

A selection of public domain images from IHM is also available on HMD's [Flickr Commons](#) site.



Main entrance to the National Library of Medicine, ca. 1965

NLM Image ID: [101643395](#)

About the History of Medicine Division at the National Library of Medicine

The [National Library of Medicine's History of Medicine Division](#) collects, preserves, makes available, and interprets for diverse audiences one of the world's richest collections of historical material related to human health and disease.

Our collections include:

- A rapidly-growing digital collection of books, audiovisuals, still images, manuscripts, and oral histories.
- Terabytes of born-digital content, including web sites, blogs, and social media.
- Manuscripts dating as far back as the 11th century.
- Over 600,000 printed works, including 580 incunabula (Western books printed before 1501), some 57,000 16th-18th century books, and over 400,000 titles published between 1801 and 1913.
- Modern manuscripts, including the personal papers of such figures as Joshua Lederberg, Marshall Nirenberg, Luther Terry, and C. Everett Koop.
- Organizational archives from such groups as the Medical Library Association and the American College of Nurse-Midwives.
- Over 10,000 historical audiovisuals.
- Over 150,000 historical prints and photographs.

We welcome you to follow our blog, [Circulating Now](#), for special features about our collections and exhibitions, and get news about recent acquisitions, new finding aids, special projects, and events.

