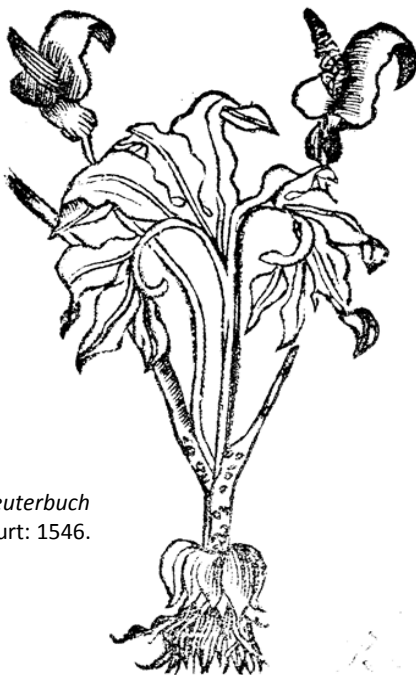




**RHS**

Inspiring everyone to grow

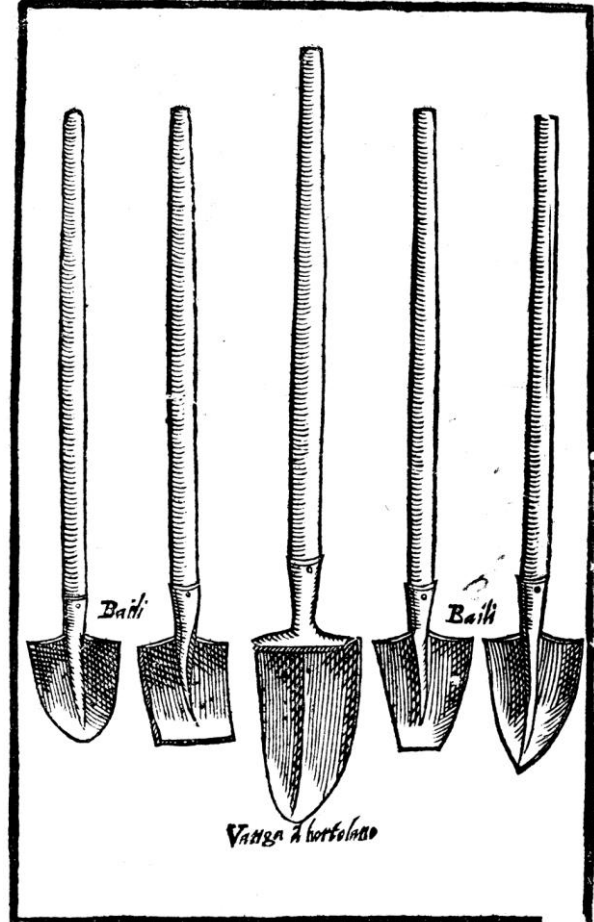
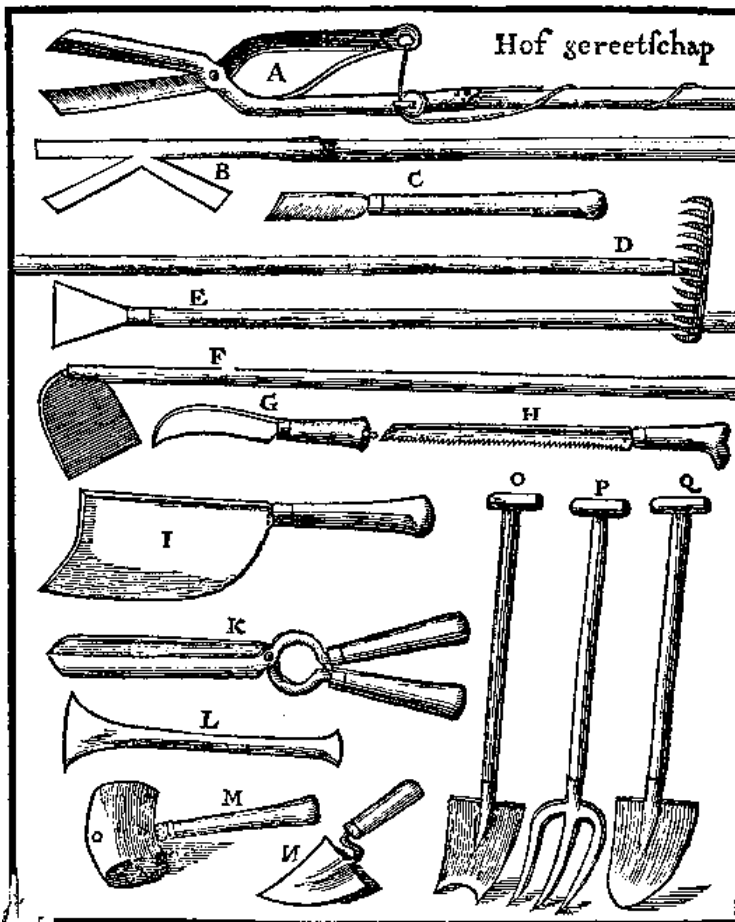
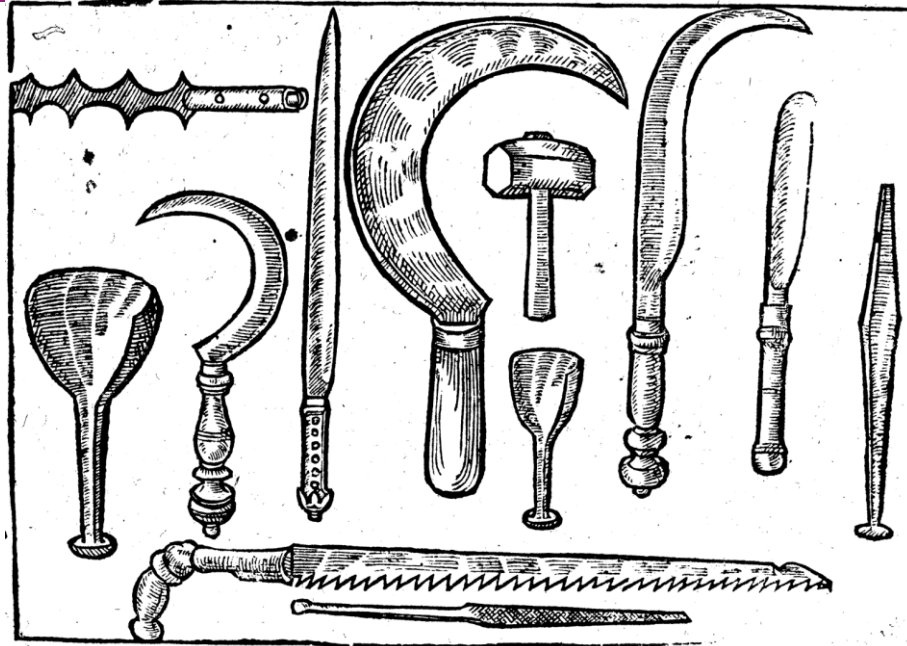
**A Colouring Book  
by  
RHS Libraries**



Brunfels, Otto, *Kreuterbuch  
contrafeyt*. Frankfurt: 1546.  
615.3 BRU

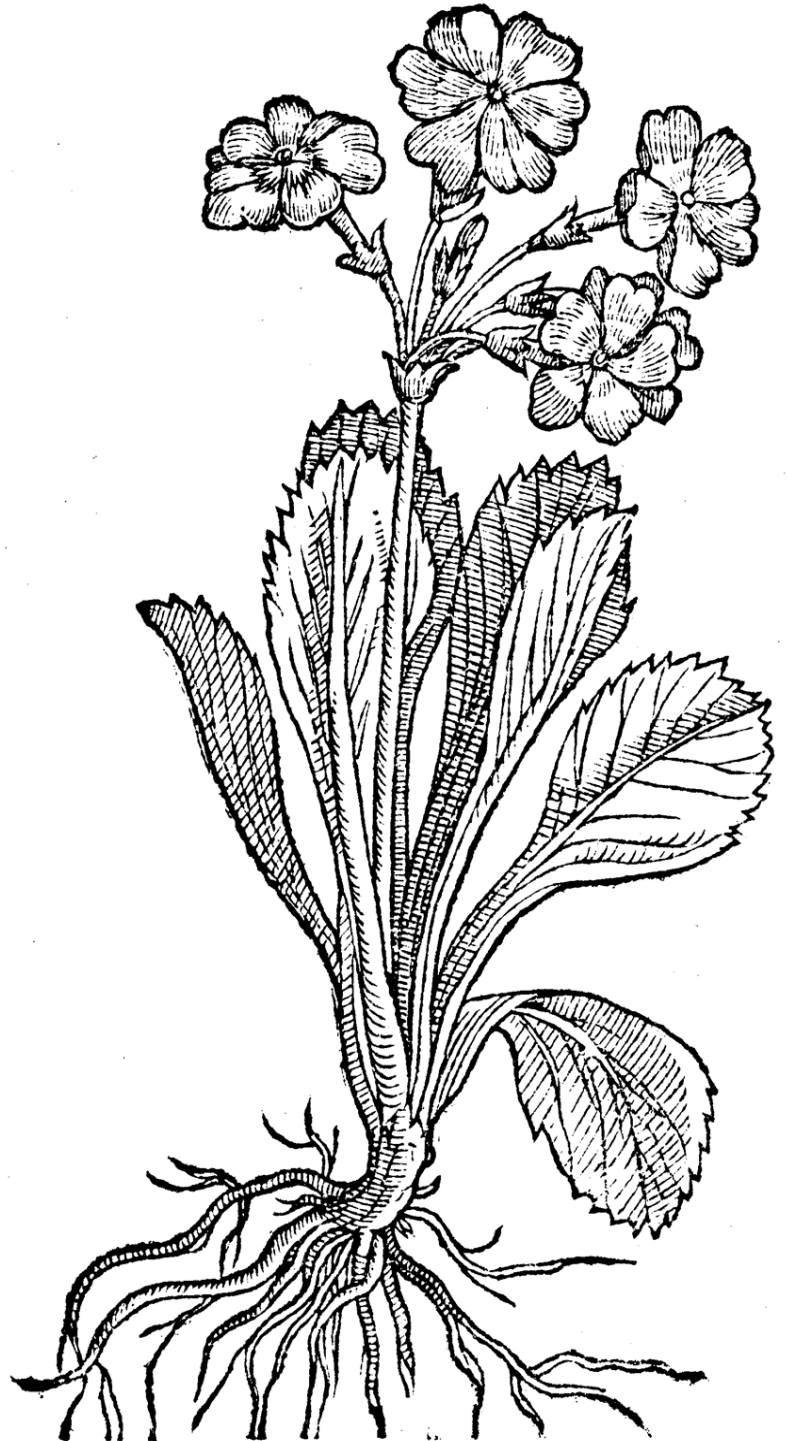


Gardeners at work. A team is hard at work planting trees in this scene, with an inset of a garden plan on the top left. The image appears in *Horticultura Danica* by Hans Raszmusson Block, which was published in Copenhagen by Jorgen Holstis Bogfor in 1647. It is thought to be the oldest Danish work on gardening. 950 (4W) BLO



Tools of the trade. A selection of all manner of horticultural tools dating from the 17<sup>th</sup> century – from grafting implements to the familiar spade. As you can see, the design and shape of many has changed very little. The woodcuts are from (clockwise) *The Orchard and the Garden* by Adam Islip (London: 1602, **950 Orc**), Jan van der Groen's *Twee hondert modellen, voor de lief-hebbers van hoven en thuynen* (Amsterdam: 1670, **950 (4H) Gro**) and Agostino Gallo's *Le vinti giornate dell'agricoltura* (Venice: 1607, **631 Gal**).

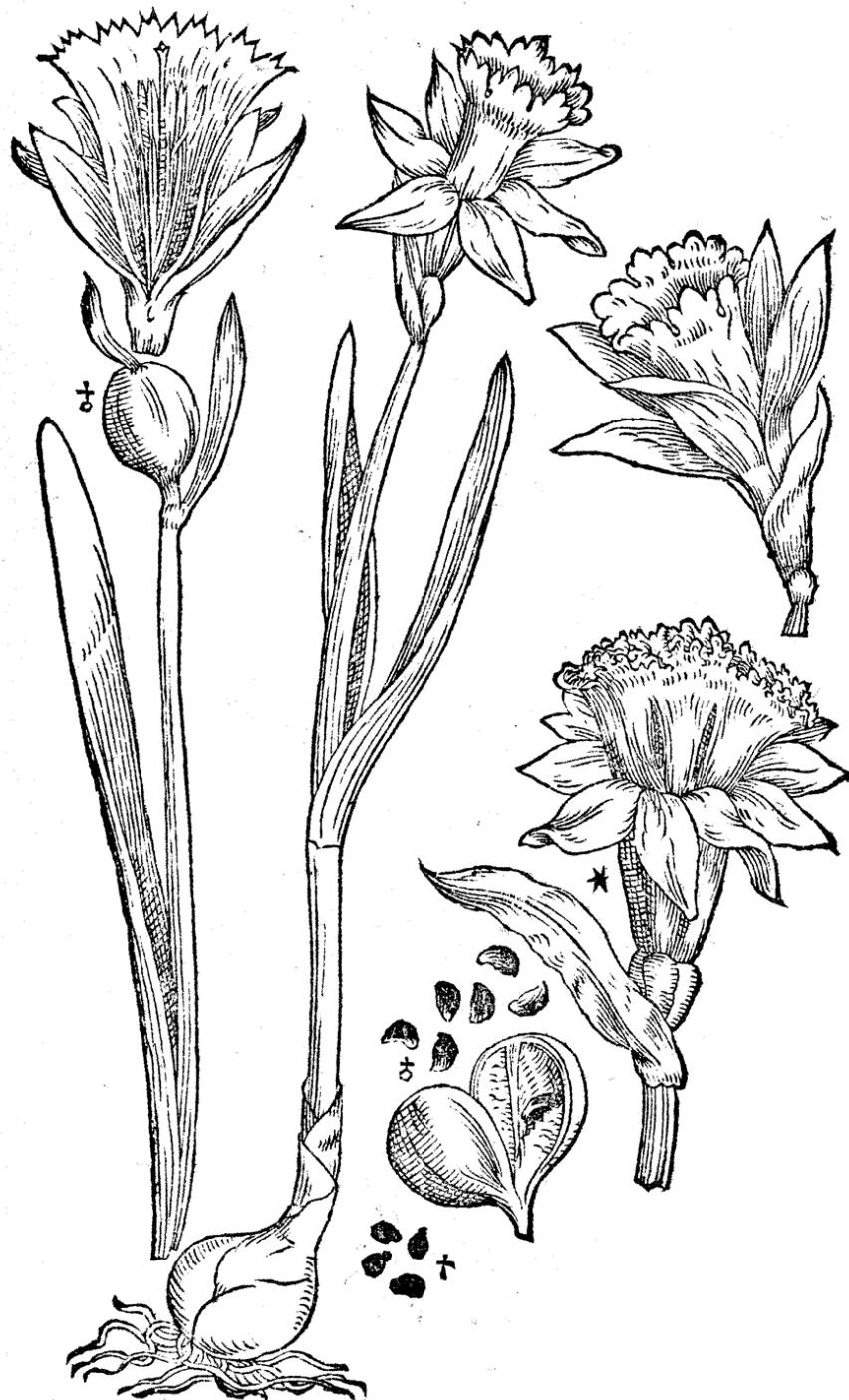
# #ColorOurCollections



Health and wellbeing. You will find many astounding woodcut illustrations in the herbals which are held in RHS Libraries. Herbals offer descriptions of plants that could be used for healing in early medicine. You will probably recognise many of them as garden plants, but they were appreciated for their health giving benefits ahead of their aesthetic charms. On the left is a poppy from Otto Brunfels *In Dioscoridis historiam herbarum certissima adaptation* (Strasbourg: 1543, **615.3 BRU**), while on the right is *Primula auricula* from Carolus Clusius' *Rariorum aliquot stirpium* (Antwerp: 1583, **581.9 (4) CLU**). The leaves of the *Primula auricular* have traditionally been viewed as a remedy for coughs and against headaches.


For more coloring pages, visit [ColorOurCollections.org](https://www.ColorOurCollections.org)

## NARCISSVS III.



This woodcut comes from *De plantis* by Pietro Andrea Gregorio Mattioli, published in Frankfurt am Main in 1586 (615.3 MAT). We might think of daffodils as a cheerful springtime plant, but for hundreds of years they were also appreciated for their medicinal properties. John Gerard, who produced a herbal in 1597, suggested that the roots of the plant could aid the healing of wounds. Interestingly, modern medicine now recognises the plant as being beneficial in the treatment of Alzheimer's disease.

#ColorOurCollections

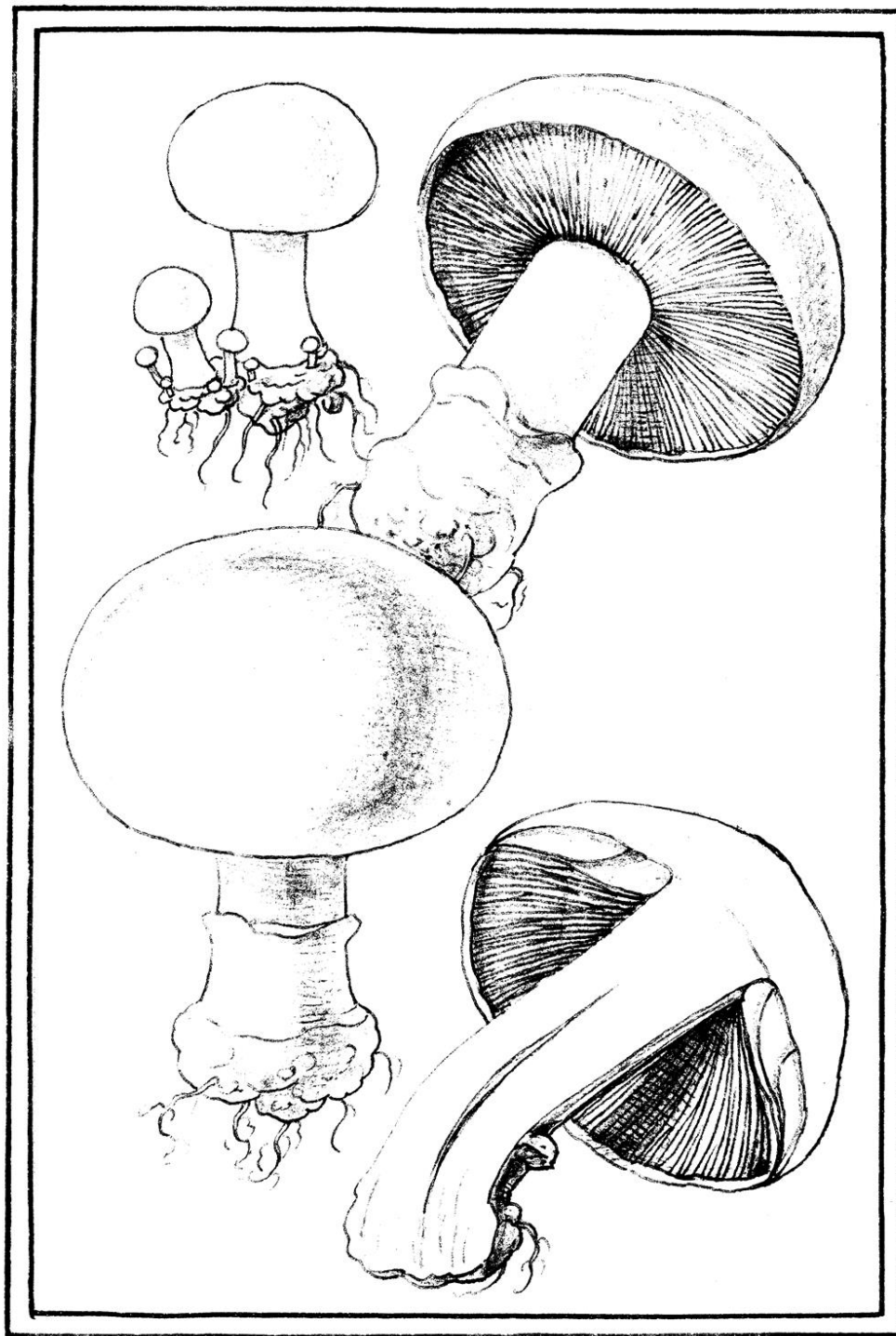


*Orchis mascula*, also known as the early-purple orchid, features as one of many plants depicted in Pietro Andrea Gregorio Mattioli's *I Discorsi* (first published 1544). Mattioli sought to describe the state of medical botany as understood in his age, including a commentary on the Greek physician and botanist Dioscorides' *De materia medica*. In his work Mattioli described around a hundred new plants. **615.3 MAT**


#ColorOurCollections



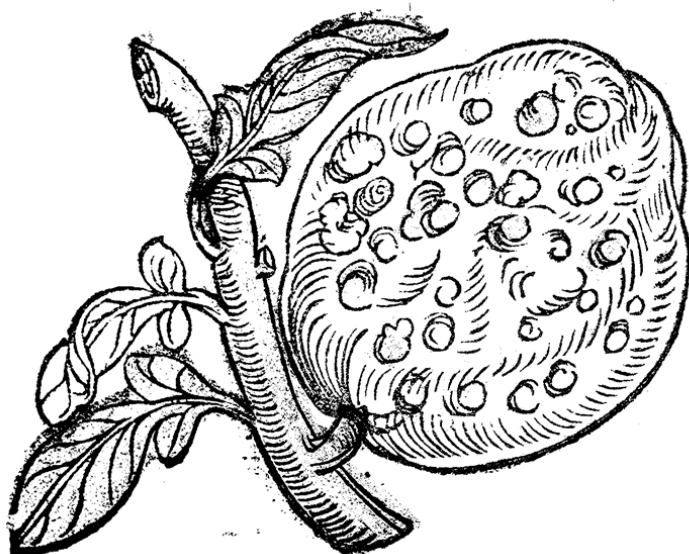
This is a print of a chrysanthemum variety named 'Ginseki rui' (which translates as 'red and silver dragon') taken from the first volume of a Japanese publication called *A Hundred Chrysanthemums* by Keikwa or Keika Hasegawa. The work was published in Kyoto in 1891 by Tanaka Jihei & Yamada Naosaburo. **930 CHR Has**

*Aubriet. fecit.*


Fruiting bodies. This pen and ink illustration titled 'Fungus asculentus' (*Agaricus campestris*) by Claude Aubriet, forms part of a collection of over 600 drawings intended for a book by the French naturalist Antoine de Jussieu. Sadly the book was never published, but Aubriet's illustrations have been preserved within the RHS Lindley Collections. Aubriet was born at Chalons-sur-Marne, France in 1665. In 1700 he travelled to the Levant with the French botanist Joseph Pitton de Tournefort (who is famous for his classification system which was the first to describe the shared characteristics of genera) and on his return became a painter at the Jardin du Roi in Paris. [REF: 'Fungus asculentus' by Claude Aubriet c.1700, RHS Lindley Collections, pen and ink wash on paper, 35182-1001]



An apple a day. This illustration shows the surprising variety of shapes and forms of apples (Matthioli, Andreae, *Kreytterbuch*. Frankfurt am Main: 1586, **615.3 MAT**).




Μηδικόν μῆλον.  
Citrium malum.  
Ital. Cedri. Citroni.  
Gall. Cedri.  
Hisp. Cidras.  
Citron.  
Juden äpfel.




Limones.  
Ital. Limoni.  
Gall. Limons.  
Hisp. Limones.  
Limonen.

Νεράντζιον.  
Narantia, Aurantia.  
Ital. Aranci.  
Gall. des Naranges.  
Hisp. Naranyas.  
Pomeranzen.



Oranges and lemons. An array of citrus fruits from *Plantarum, arborum, frutium, et herbarum effigies* (Frankfurt am Main: 1562, **945 HER**). Aside from the index, the work consists entirely of illustrations, and in the copy held in the RHS Lindley Collections these have all been hand-coloured – why not visit the library and see how your colouring in compares?



Exotic tastes. The Pineapple (a variety of which is pictured here from Claude Duret's *Histoire admirable des plantes et herbes*, 1605, **502 DUR**) came to be held as a symbol of wealth and status because of the great cost to procure the fruit and cultivate it. First grown in Europe in the 17<sup>th</sup> century (although the practice was more fully refined by the 18<sup>th</sup> century), they were raised in hothouses where they were carefully nurtured and prized. The fruit originates from South America, where Christopher Columbus is credited with discovering it in 1493.

For more coloring pages, visit [ColorOurCollections.org](https://www.ColorOurCollections.org)